



“Sweet Dreams & Sunbeams” April Block

Cutting Instructions:

Purple..... (4) 3 ½” squares

(4) 2” squares – draw a diagonal line on wrong side

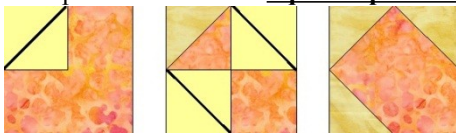
Orange..... (4) 3 ½” squares

Yellow..... (1) 3 ½” square

(20) 2” squares – draw a diagonal line on wrong side

Sewing Instructions:


Make the following block using (1) 3 ½” Orange square and (3) 2” Yellow squares, using method from previous months. **Square up to 3 ½” if needed**



Make 4


Make the following block using (1) 3 ½” Purple square and (2) 2” yellow squares.

**Square up to 3 ½” if needed**



Make 4

Make the following unit using (1) 3 ½” Yellow Square, and (4) 2” Purple squares.



Make 1

Assemble your block as shown:



Your block should measure 9 ½” unfinished.