

“Sweet Dreams & Sunbeams” February Block

Cutting Instructions:


Strawberry..... (4) 2 ½” squares
 (4) 2” squares

Grape..... (1) 4 ¼” square
 (2) 2 ½” square

Yellow..... (1) 3 ½” square
 (4) 2” x 3 ½”
 (6) 2 1/2” sq – draw a diagonal line on wrong side
 (4) 2 3/8” sq – draw a diagonal line on wrong side

Sewing Instructions:

Make HSTs with (1) 2 ½” Yellow square and
 (1) 2 ½” Strawberry square. **Square up to 2”**



Make 8

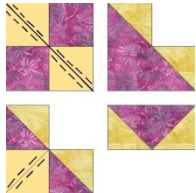
Make HSTs with (1) 2 ½” Yellow and (1) 2 ½”
 Grape squares. **Square up to 2”**



Make 4

Make Flying Geese with (1) 4 ¼” Grape square
 and (4) 2 3/8” Yellow squares.

Your FG should measure 2” x 3 ½”



Make 4

Make the following unit using (1) FG and
 (1) 2” x 3 ½” Yellow strip




Make 4

Sew the following units together: (1) Grape/Yellow HST,
 (2) Strawberry/Yellow HST, and (1) 2” Strawberry square:



Make 4

Assemble your block as shown:



Your block should measure 9 ½” unfinished