



“Sweet Dreams & Sunbeams” October Block

Cutting Instructions:

Yellow..... (4) 1 ½” x 4 ½”
 (4) 2 ½” squares
 (4) 3” squares-*draw diagonal line on wrong side*

Orange... (2) 3” squares – *draw diagonal line on wrong side*

Purple..... (6) 3” squares
 (1) 1 ½” square


Sewing Instructions:

Make HST with (1) 3” Orange square and (1) 3” Purple square, using method in previous months. **Square up to 2 ½”**

Make HST with (1) 3” Yellow & (1) 3” Purple squares. **Square up to 2 ½”**




Make 4




Make 8

Assemble the following unit:



Make 4

Assemble your block:



Your block should measure 9 ½”