


“Sweet Dreams & Sunbeams” September Block

Cutting Instructions:

- Yellow..... (1) 3 ½” square
 (4) 2” x 3 ½”
side
 (4) 2” squares
 (4) 2 ½” squares –Draw diagonal line wrong side
- Tangerine..... (4) 2” squares
 (4) 2 3/8” squares – draw diagonal line wrong side
- Purple..... (4) 2 ½” squares
 (1) 4 ¼” square

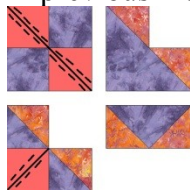
Sewing Instructions:

Make HST with (1) 2 ½” Yellow square, and (1) 2 ½” Purple square, using method in previous month.





Make 8 **Square up to 2”**

Make Flying Geese with (1) 4 ¼” Purple square and (4) 2 3/8” Tangerine squares, using method in previous month. Your FG should measure 2” x 3 ½”



Make 4

Assemble your block:



Your block should measure 9 ½” unfinished